

1 2 3 4 5 6

A

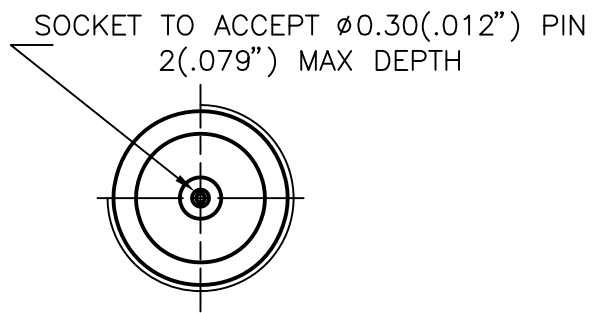
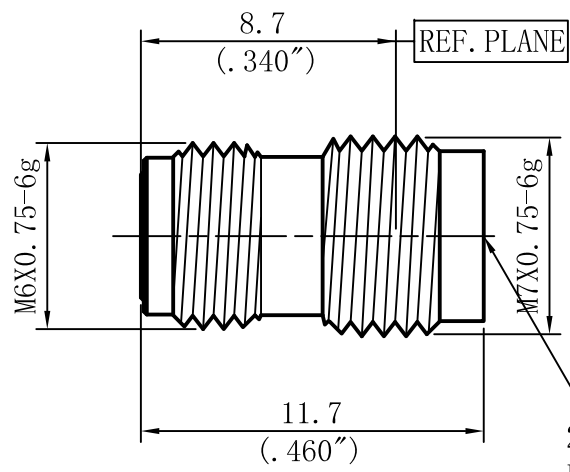
A

B

B

C

C



Performance Features:

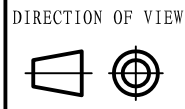
Nominal Impedance: 50Ω
 Frequency Range: DC-50GHz
 VSWR: DC-50GHz.... 1.15:1 (Max)

Materials/Finishes:

Housing: SU303F
 Polished & Passivated
 Center Contact: Beryllium Copper
 Gold Plated
 Insulators: PEI



4th Floor, West Unit,
 Incubation Building 1
 Guanghua Lu, Nanjing
 TEL: 025-84304950
 FAX: 025-84304959
 WWW.ALLWINTEK.COM



UNIT
mm

TITLE
2.4mm Connector

PROPRIETARY INFORMATION. THE INFORMATION WHEN THIS DRAWING IS PROPRIETARY AND SHALL NOT BE USED OR DISCLOSED WITHOUT PRIOR WRITTEN PERMISSION FROM ALLWIN TECHNOLOGY.

DRAWN: Shaoping Du
 CHECKED: Haimin Zhang
 APPR.: Gang Cao

DWG NO.
D370S12Y02

UNLESS OTHERWISE SPECIFIED
 1. REMOVE ALL BURRS, BREAK ALL CORNERS, SHARP EDGES 0.05 R MAX
 2. LINEARITY TOLERANCES ±0.1; ANGLE TOLERANCES ±1°
 3. DIAMETERS ON COMMON CENTERS TO BE CONCENTRIC WITHIN 0.1
 4. ALL DIMENSIONS ARE AFTER PLATING, SURFACE FINISHED ✓

OUTLINE DRAWING

LTR	DESCRIPTION	DATE	APPR.	DO NOT SCALE DRAWING	SIZE A4_h	SCALE 4:1	REV. V2.0	SHEET 1/1
-----	-------------	------	-------	----------------------	-----------	-----------	-----------	-----------

1 2 3 4 5 6

D

D